

PROCUREMENT DIRECTORY

LeisurePlay, Hi-Q SPLASH PAD




Leisure playground toys (Shanghai) Co.,Ltd

+86 187 2122 1440
leisureplay@leisure-playground.com

No.168, Dongshe road, Songjiang district, ShangHai
201600, PR China



+86 187 2122 1440 / +86 150 0065 1436 / <https://www.leisureplay-toys.com/>



A splash park is a great investment for any leisure property, providing an exciting and interactive water feature that is safe and fun for children of all ages. Splash parks are incredibly versatile and can be adapted to fit any size grounds, while they also provide an excellent opportunity to attract more visitors to your site.

Here at Leisureplay we specialize in the design and production of custom splash pads and water play features, offering full turnkey solutions that can be tailored to fit your exact requirements. Our professional technical team devotes themselves to research and design new products continuously. Some of our team members have more than 20 years experience in amusement industry. They can formulate solutions totally based on client-side requirement. Our factory is equipped with the latest equipment and technologies, enabling us to create anything from simple fountains to elaborate water play centres. Whatever you have in mind, our experienced and skilled in-house teams can help you create a stunning splash park that will capture the imaginations of young visitors.

No matter the size of your property, we can provide a range of solutions. From compact units to larger, multi-level configurations, we have the skill and technology to craft a unique splash pad that will not only be safe and fun, but also enhance the overall aesthetic of your site. We'll work with you to establish an initial concept and design, before using a combination of high-quality materials, specialized equipment and experienced personal attention to create the perfect feature for you.



- Fish sprayer
- MODEL:TM-2101
- SIZE:69*36*104CM
- MATERIAL:STAINLESS STEEL
- WATER FLOW:3M3/H



- Tall frog
- MODEL:TM-2103
- SIZE:51*51*91CM
- MATERIAL:STAINLESS STEEL
- WATER FLOW:6M3/H



- Spray pad
- MODEL:TM-2105
- SIZE:45*40*76CM
- MATERIAL:STAINLESS STEEL
- WATER FLOW:3M3/H



- Scrab pad
- MODEL:TM-2107
- SIZE:56*40*90CM
- MATERIAL:STAINLESS STEEL
- WATER FLOW:3M3/H



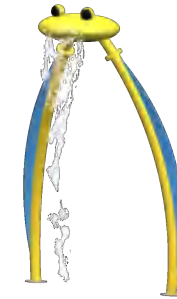
- Snail sprayer
- MODEL:TM-2102
- SIZE:65*61*160CM
- MATERIAL:STAINLESS STEEL
- WATER FLOW:6M3/H



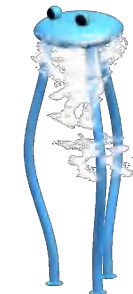
- Frog head
- MODEL:TM-2104
- SIZE:50*50*70CM
- MATERIAL:STAINLESS STEEL
- WATER FLOW:3M3/H




- Frog sprayer
- MODEL:TM-2106
- SIZE:160*100*250CM
- MATERIAL:STAINLESS STEEL
- WATER FLOW:6M3/H



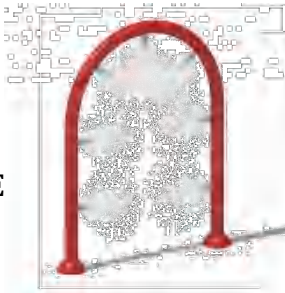
- Three leg frog
- MODEL:TM-2108
- SIZE:95*95*265CM
- MATERIAL:STAINLESS STEEL
- WATER FLOW:6M3/H



- **WATER GLOBE**
- MODEL:TM-2109
- SIZE:Ø80CM
- MATERIAL:STAINLESS STEEL
- WATER FLOW:4M3/H



- **Water door**
- MODEL:TM-2111
- SIZE:195*15*224CM
- MATERIAL:STAINLESS STEEL
- WATER FLOW:6M3/H



- **Sunflower door**
- MODEL:TM-2113
- SIZE:240*67*216CM
- MATERIAL:STAINLESS STEEL
- WATER FLOW:8M3/H



- **Water leaf**
- MODEL:TM-2115
- SIZE:250*87*270CM
- MATERIAL:STAINLESS STEEL
- WATER FLOW:6M3/H



- **Tink bell**
- MODEL:TM-2110
- SIZE:80*42*255M
- MATERIAL:STAINLESS STEEL
- WATER FLOW:4M3/H




- **Water caterpillar**
- MODEL:TM-2112
- SIZE:80*40*280CM
- MATERIAL:STAINLESS STEEL
- WATER FLOW:4M3/H



- **Water leaf**
- MODEL:TM-2114
- SIZE:160*80*270CM
- MATERIAL:STAINLESS STEEL
- WATER FLOW:4M3/H




- **Water tree**
- MODEL:TM-2116
- SIZE:180*45*360CM
- MATERIAL:STAINLESS STEEL
- WATER FLOW:3M3/H



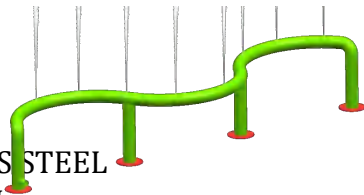
- **Column pad**
- MODEL:TM-2117
- SIZE:43*28*135CM
- MATERIAL:STAINLESS STEEL
- WATER FLOW:4M3/H



- **Water wheel**
- MODEL:TM-2119
- SIZE:43*28*135CM
- MATERIAL:STAINLESS STEEL
- WATER FLOW:3M3/H




- **Water bridge**
- MODEL:TM-2121
- SIZE:266*57*44CM
- MATERIAL:STAINLESS STEEL
- WATER FLOW:5M3/H




- **Water curtain**
- MODEL:TM-2123
- SIZE:115*100*250CM
- MATERIAL:STAINLESS STEEL
- WATER FLOW:6M3/H



- **Water leaf**
- MODEL:TM-2118
- SIZE:39*16*187CM
- MATERIAL:STAINLESS STEEL
- WATER FLOW:2M3/H



- **Sea Anchor**
- MODEL:TM-2120
- SIZE:235*20*188CM
- MATERIAL:STAINLESS STEEL
- WATER FLOW:3M3/H



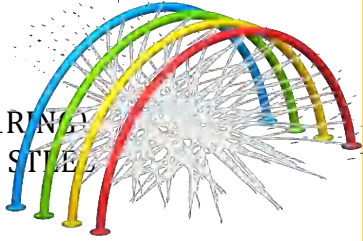
- **sprayer tree**
- MODEL:TM-2122
- SIZE:82*20*243CM
- MATERIAL:STAINLESS STEEL
- WATER FLOW:3M3/H




- **Dragon**
- MODEL:TM-2124
- SIZE:144*33*300CM
- MATERIAL:STAINLESS STEEL
- WATER FLOW:3M3/H



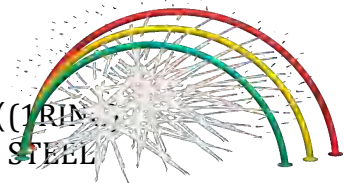
- **Rainbow loops**
- MODEL:TM-2125
- SIZE:370*20*165CM(1RING)
- MATERIAL:STAINLESS STEEL
- WATER FLOW:8M3/H



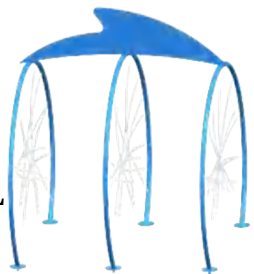
- **Water rings**
- MODEL:TM-2127
- SIZE:180*20*160CM((1RING))
- MATERIAL:STAINLESS STEEL
- WATER FLOW:8M3/H




- **ring bridge**
- MODEL:TM-2129
- SIZE:430*80*195CM ((1RING))
- MATERIAL:STAINLESS STEEL
- WATER FLOW:6M3/H



- **Dolphin rings**
- MODEL:TM-2131
- SIZE:217*245*256CM
- MATERIAL:STAINLESS STEEL
- WATER FLOW:6M3/H



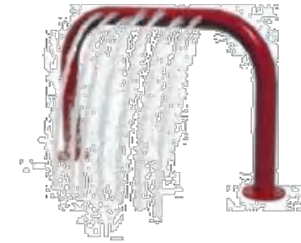
- **Water door**
- MODEL:TM-2126
- SIZE:268*43*199CM
- MATERIAL:STAINLESS STEEL
- WATER FLOW:5M3/H



- **Curtain flow**
- MODEL:TM-2128
- SIZE:198*17*224CM
- MATERIAL:STAINLESS STEEL
- WATER FLOW:8M3/H



- **Small water door**
- MODEL:TM-2130
- SIZE:180*20*100CM
- MATERIAL:STAINLESS STEEL
- WATER FLOW:3M3/H



- **Color loops**
- MODEL:TM-2132
- SIZE:308*223*216CM
- MATERIAL:STAINLESS STEEL
- WATER FLOW:6M3/H



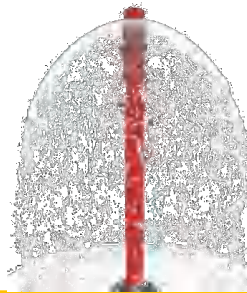
- **Cool Stick**
- MODEL:TM-2133
- SIZE:20*20*180CM
- MATERIAL:STAINLESS STEEL
- WATER FLOW:3M3/H



- **Water pad**
- MODEL:TM-2135
- SIZE:20*20*120CM
- MATERIAL:STAINLESS STEEL
- WATER FLOW:8M3/H




- **Water pad2**
- MODEL:TM-2137
- SIZE:20*20*120CM
- MATERIAL:STAINLESS STEEL
- WATER FLOW:8M3/H



- **Shimmer Sheet**
- MODEL:TM-2139
- SIZE:130*20*250CM
- MATERIAL:STAINLESS STEEL
- WATER FLOW:6M3/H



- **Water Whoopee**
- MODEL:TM-2134
- SIZE:20*20*180CM
- MATERIAL:STAINLESS STEEL
- WATER FLOW:5M3/H



- **Spray column**
- MODEL:TM-2136
- SIZE:110*16*300CM
- MATERIAL:STAINLESS STEEL
- WATER FLOW:5M3/H





- **Water shower**
- MODEL:TM-2138
- SIZE:105*29*254CM
- MATERIAL:STAINLESS STEEL
- WATER FLOW:6M3/H



- **Water pad3**
- MODEL:TM-2140
- SIZE:20*20*120CM
- MATERIAL:STAINLESS STEEL
- WATER FLOW:4M3/H




- Water flower
- MODEL:TM-2141
- SIZE:40*48*105CM
- MATERIAL:STAINLESS STEEL
- WATER FLOW:3M3/H




- Step N' Whoosh
- MODEL:TM-2142
- SIZE:60*20*250CM
- MATERIAL:STAINLESS STEEL
- WATER FLOW:3M3/H



- Frog door
- MODEL:TM-2143
- SIZE:240*20*200CM
- MATERIAL:STAINLESS STEEL
- WATER FLOW:4M3/H



- Lotus Petal
- MODEL:TM-2144
- SIZE:81*29*267CM
- MATERIAL:STAINLESS STEEL
- WATER FLOW:5M3/H



- Leaf flow
- MODEL:TM-2145
- SIZE:110*45*270CM
- MATERIAL:STAINLESS STEEL
- WATER FLOW:6M3/H



- Water tree
- MODEL:TM-2146
- SIZE:150*132*275CM
- MATERIAL:STAINLESS STEEL
- WATER FLOW:7M3/H



- WhirlPad
- MODEL:TM-2147
- SIZE:Ø40*85CM
- MATERIAL:STAINLESS STEEL
- WATER FLOW:6M3/H




- SHAPE SPRAY STAND
- MODEL:TM-2148
- SIZE:50*50*45CM
- MATERIAL:STAINLESS STEEL
- WATER FLOW:4M3/H



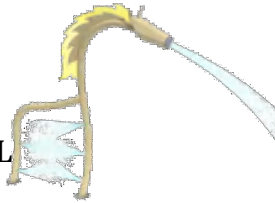
- **Water Shooter**
- MODEL:TM-2149
- SIZE:35*20*120CM
- MATERIAL:STAINLESS STEEL
- WATER FLOW:3M3/H



- **WATER POST**
- MODEL:TM-2150
- SIZE:H240CM
- MATERIAL:STAINLESS STEEL
- WATER FLOW:6M3/H



- **Water horse**
- MODEL:TM-2151
- SIZE:200*160*270CM
- MATERIAL:STAINLESS STEEL
- WATER FLOW:5M3/H



- **Weeping water**
- MODEL:TM-2152
- SIZE:156*158*224CM
- MATERIAL:STAINLESS STEEL
- WATER FLOW:9M3/H



- **Twinkle Twist**
- MODEL:TM-2153
- SIZE:70*20*80CM
- MATERIAL:STAINLESS STEEL
- WATER FLOW:3M3/H



- **Water leaf**
- MODEL:TM-2154
- SIZE:50*150*320CM
- MATERIAL:STAINLESS STEEL
- WATER FLOW:4M3/H



- **Curvy Cool**
- MODEL:TM-2155
- SIZE:119*20*275CM
- MATERIAL:STAINLESS STEEL
- WATER FLOW:4M3/H



- **Water giraffe**
- MODEL:TM-2156
- SIZE:212*146*315CM
- MATERIAL:STAINLESS STEEL
- WATER FLOW:15M3/H



- **Water wheel**
- MODEL:TM-2157
- SIZE:200*95*380CM
- MATERIAL:STAINLESS STEEL
- WATER FLOW:7M3/H



- **Water wheel**
- MODEL:TM-2158
- SIZE:D150*300CM
- MATERIAL:STAINLESS STEEL
- WATER FLOW:10M3/H



- **Water wheel**
- MODEL:TM-2159
- SIZE:128*30*326CM
- MATERIAL:STAINLESS STEEL
- WATER FLOW:5M3/H



- **WATER BUCKET BRIGADE**
- MODEL:TM-2160
- SIZE:D150*280CM
- MATERIAL:STAINLESS STEEL
- WATER FLOW:20M3/H



- **WATER DUMP**
- MODEL:TM-2161
- SIZE:150*38*250CM
- MATERIAL:STAINLESS STEEL
- WATER FLOW:15M3/H



- **Water wheel**
- MODEL:TM-2162
- SIZE:120*120*280CM
- MATERIAL:STAINLESS STEEL
- WATER FLOW:8M3/H



- **WATER BUCKET**
- MODEL:TM-2163
- SIZE:118*44*256CM
- MATERIAL:STAINLESS STEEL
- WATER FLOW:5M3/H



- **Dumping bucket**
- MODEL:TM-2164
- SIZE:120*120*280CM
- MATERIAL:STAINLESS STEEL
- WATER FLOW:10M3/H



- **Water wheel**
- MODEL:TM-2165
- SIZE:210*60*350CM
- MATERIAL:STAINLESS STEEL
- WATER FLOW:10M3/H



- **Bucket dumping**
- MODEL:TM-2166
- SIZE:106*51*253CM
- MATERIAL:STAINLESS STEEL
- WATER FLOW:3M3/H



- **VersoSplash**
- MODEL:TM-2167
- SIZE:172*79*282CM
- MATERIAL:STAINLESS STEEL
- WATER FLOW:20M3/H




- **WATER LOGS**
- MODEL:TM-2168
- SIZE:200*186*282CM
- MATERIAL:STAINLESS STEEL
- WATER FLOW:25M3/H



- **MEGA WATER BUCKET**
- MODEL:TM-2169
- SIZE:152*128*350CM
- MATERIAL:STAINLESS STEEL
- WATER FLOW:10M3/H



- **FlashFlood**
- MODEL:TM-2170
- SIZE:170*150*430CM
- MATERIAL:STAINLESS STEEL
- WATER FLOW:10M3/H



- **Dumping bucket**
- MODEL:TM-2171
- SIZE:155*147*295CM
- MATERIAL:STAINLESS STEEL
- WATER FLOW:25M3/H




- **WATER WHEEL**
- MODEL:TM-2172
- SIZE:104*52*329CM
- MATERIAL:STAINLESS STEEL
- WATER FLOW:6M3/H




- **Water wheel**
- MODEL:TM-2173
- SIZE:Ø90*180CM
- MATERIAL:STAINLESS STEEL
- WATER FLOW:10M3/H




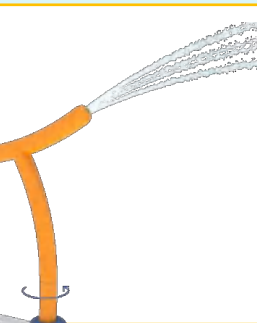
- **Water wheel**
- MODEL:TM-2175
- SIZE:Ø100*140CM
- MATERIAL:STAINLESS STEEL
- WATER FLOW:8M3/H




- **MUSHROOM DOME**
- MODEL:TM-2177
- SIZE:Ø240*333CM
- MATERIAL:STAINLESS STEEL
- WATER FLOW:25M3/H





- **Water gun**
- MODEL:TM-2179
- SIZE:79*20*123CM
- MATERIAL:STAINLESS STEEL
- WATER FLOW:4M3/H




- **SHOWER DOME**
- MODEL:TM-2174
- SIZE:Ø90*126CM
- MATERIAL:STAINLESS STEEL
- WATER FLOW:8M3/H





- **Big Brella**
- MODEL:TM-2176
- SIZE:Ø50*132CM
- MATERIAL:STAINLESS STEEL
- WATER FLOW:8M3/H




- **Water MUSHROOM**
- MODEL:TM-2178
- SIZE:Ø180*270CM
- MATERIAL:STAINLESS STEEL
- WATER FLOW:25M3/H



- **WATER CANNON**
- MODEL:TM-2180
- SIZE:70*37*125CM
- MATERIAL:STAINLESS STEEL
- WATER FLOW:4M3/H



- **Water Shooting**
- MODEL:TM-2181
- SIZE:77*37*125CM
- MATERIAL:STAINLESS STEEL
- WATER FLOW:6M3/H



- **Snoot Shooter**
- MODEL:TM-2183
- SIZE:40*25*145CM
- MATERIAL:STAINLESS STEEL
- WATER FLOW:4M3/H




- **WATER CANNON2**
- MODEL:TM-2185
- SIZE:48*20*102CM
- MATERIAL:STAINLESS STEEL
- WATER FLOW:3M3/H



- **Water gun pad**
- MODEL:TM-2187
- SIZE:27*20*135CM
- MATERIAL:STAINLESS STEEL
- WATER FLOW:3M3/H



- **WATER CANNON**
- MODEL:TM-2182
- SIZE:73*35*130CM
- MATERIAL:STAINLESS STEEL
- WATER FLOW:4M3/H



- **WATER gun**
- MODEL:TM-2184
- SIZE:79*120CM
- MATERIAL:STAINLESS STEEL
- WATER FLOW:3M3/H




- **Water gun**
- MODEL:TM-2186
- SIZE:60*24*142CM
- MATERIAL:STAINLESS STEEL
- WATER FLOW:3M3/H




- **Shooting pad**
- MODEL:TM-2188
- SIZE:36*23*113CM
- MATERIAL:STAINLESS STEEL
- WATER FLOW:3M3/H



- WhirlFlex
- MODEL:TM-2189
- SIZE:80*20*160CM/PCS
- MATERIAL:STAINLESS STEEL
- WATER FLOW:9M3/H



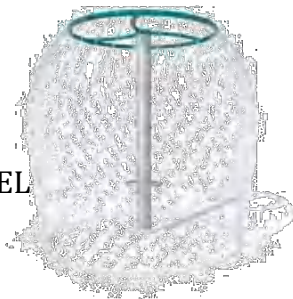
- Water Cluster
- MODEL:TM-2191
- SIZE:145*93*286CM
- MATERIAL:STAINLESS STEEL
- WATER FLOW:15M3/H



- WaterWay
- MODEL:TM-2193
- SIZE:160*20*230CM
- MATERIAL:STAINLESS STEEL
- WATER FLOW:10M3/H




- Water wheel
- MODEL:TM-2195
- SIZE:Ø160*250CM
- MATERIAL:STAINLESS STEEL
- WATER FLOW:7M3/H



- Water well
- MODEL:TM-2190
- SIZE:45*20*250CM
- MATERIAL:STAINLESS STEEL
- WATER FLOW:6M3/H



- Water buckets
- MODEL:TM-2192
- SIZE:180*30*300CM
- MATERIAL:STAINLESS STEEL
- WATER FLOW:8M3/H



- Water tree
- MODEL:TM-2194
- SIZE:150*40*300CM
- MATERIAL:STAINLESS STEEL
- WATER FLOW:3M3/H



- Zen Shower
- MODEL:TM-2196
- SIZE:180*50*320CM
- MATERIAL:STAINLESS STEEL
- WATER FLOW:10M3/H



- **Water buckets**
- MODEL:TM-2197
- SIZE:250*250*300CM
- MATERIAL:STAINLESS STEEL
- WATER FLOW:30M3/H



- **Water flower**
- MODEL:TM-2199
- SIZE:48*35*80CM
- MATERIAL:STAINLESS STEEL
- WATER FLOW:5M3/H



- **Wheeling spray**
- MODEL:TM-2201
- SIZE:99*35*270CM
- MATERIAL:STAINLESS STEEL
- WATER FLOW:4M3/H



- **WATER ANCHOR**
- MODEL:TM-2203
- SIZE:187*20*277CM
- MATERIAL:STAINLESS STEEL
- WATER FLOW:4M3/H



- **MINI MAST**
- MODEL:TM-2198
- SIZE:209*20*427CM
- MATERIAL:STAINLESS STEEL
- WATER FLOW:8M3/H



- **SHIP'S AHOY**
- MODEL:TM-2200
- SIZE:209*242*421CM
- MATERIAL:STAINLESS STEEL
- WATER FLOW:15M3/H




- **Water shooter**
- MODEL:TM-2202
- SIZE:44*29*120CM
- MATERIAL:STAINLESS STEEL
- WATER FLOW:3M3/H




- **Water bucket slide**
- MODEL:TM-2204
- SIZE:256*120*243CM
- MATERIAL:STAINLESS STEEL
- WATER FLOW:8M3/H



- Lotus Petal
- MODEL:TM-2205
- SIZE:155*50*260CM
- MATERIAL:STAINLESS STEEL
- WATER FLOW:5M3/H




- App tree
- MODEL:TM-2207
- SIZE:70*50*180CM
- MATERIAL:STAINLESS STEEL
- WATER FLOW:7M3/H



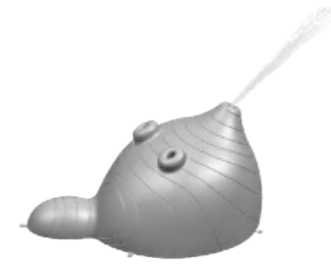
- UniFlow
- MODEL:TM-2209
- SIZE:160*20*250CM
- MATERIAL:STAINLESS STEEL
- WATER FLOW:8M3/H



- Water app tree
- MODEL:TM-2211
- SIZE:153*93*286CM
- MATERIAL:STAINLESS STEEL
- WATER FLOW:15M3/H



- Water fish spray
- MODEL:TM-2206
- SIZE:175*116*87CM
- MATERIAL:Fiberglass
- WATER FLOW:4M3/H



- LEAKING LOOT
- MODEL:TM-2208
- SIZE:69*38*67CM
- MATERIAL:Fiberglass
- WATER FLOW:6M3/H



- Mushroom pad
- MODEL:TM-2210
- SIZE:59*53*105CM
- MATERIAL:Fiberglass
- WATER FLOW:4M3/H



- Rotary fish
- MODEL:TM-2212
- SIZE: 84*21*118CM
- MATERIAL:Fiberglass
- WATER FLOW:3M3/H



- Jet Way
- MODEL:TM-2213
- SIZE:Ø8CM
- MATERIAL:STAINLESS STEEL
- WATER FLOW:3M3/H



- Three jet way
- MODEL:TM-2214
- SIZE:Ø8CM
- MATERIAL:STAINLESS STEEL
- WATER FLOW:5M3/H



- Star jet
- MODEL:TM-2215
- SIZE:94*90*0.5CM
- MATERIAL:STAINLESS STEEL
- WATER FLOW:3M3/H



- WATER BUG
- MODEL:TM-2216
- SIZE:Ø30*20CM
- MATERIAL:STAINLESS STEEL
- WATER FLOW:4M3/H



- Geyserino
- MODEL:TM-2217
- SIZE:Ø30*20CM
- MATERIAL:STAINLESS STEEL
- WATER FLOW:4M3/H



- Water Fan
- MODEL:TM-2218
- SIZE:Ø15CM
- MATERIAL:STAINLESS STEEL
- WATER FLOW:6M3/H




- Water JET sprays
- MODEL:TM-2219
- SIZE:120*13*30.5CM
- MATERIAL:STAINLESS STEEL
- WATER FLOW:15M3/H




- Jet ring
- MODEL:TM-2220
- SIZE:Ø100*10CM
- MATERIAL:STAINLESS STEEL
- WATER FLOW:20M3/H



- Water house
- MODEL:TM-2221
- SIZE:D235*270CM
- MATERIAL:Fiberglass
- WATER FLOW:25M3/H




- Water teapot
- MODEL:TM-2223
- SIZE:95*85*220CM
- MATERIAL:Fiberglass
- WATER FLOW:3M3/H




- Shell
- MODEL:TM-2225
- SIZE:150*125CM
- MATERIAL:Fiberglass
- WATER FLOW:15M3/H




- Catoonspray
- MODEL:TM-2227
- SIZE:80*210CM
- MATERIAL:Fiberglass
- WATER FLOW:3M3/H




- Snail
- MODEL:TM-2222
- SIZE:120*44*130CM
- MATERIAL:Fiberglass
- WATER FLOW:3M3/H



- Sprayflower
- MODEL:TM-2224
- SIZE:150*215CM
- MATERIAL:Fiberglass
- WATER FLOW:6M3/H



- Waterflower
- MODEL:TM-2226
- SIZE:160*75*340CM
- MATERIAL:Fiberglass
- WATER FLOW:3M3/H



- Elephant Slide
- MODEL:TM-2228
- SIZE:400*125*170CM
- MATERIAL:Fiberglass
- WATER FLOW:10M3/H




- Coconut tree
- MODEL:TM-2229
- SIZE:H320*D250CM
- MATERIAL:Fiberglass
- WATER FLOW:6M3/H



- Star jet
- MODEL:TM-2231
- SIZE:Φ50*220/180/170CM
- MATERIAL:Fiberglass
- WATER FLOW:9M3/H



- Hippocampal spray
- MODEL:TM-2233
- SIZE:H160*W60CM
- MATERIAL:Fiberglass
- WATER FLOW:3M3/H




- Water frog slide
- MODEL:TM-2235
- SIZE:L550*W226*H240CM
- MATERIAL:Fiberglass
- WATER FLOW:10M3/H




- Spray ball
- MODEL:TM-2230
- SIZE:D60*H80CM
- MATERIAL:Fiberglass
- WATER FLOW:8M3/H



- Dog Slide
- MODEL:TM-2232
- SIZE:260*360*200CM
- MATERIAL:Fiberglass
- WATER FLOW:10M3/H



- Octopus Slide
- MODEL:TM-2234
- SIZE:D900*H440CM
- MATERIAL:Fiberglass
- WATER FLOW:30M3/H



- Crocodile water spray
- MODEL:TM-2236
- SIZE:300*100*170CM
- MATERIAL:Fiberglass
- WATER FLOW:3M3/H



- Coconut tree
- MODEL:TM-2237
- SIZE:75*96*20CM
- MATERIAL:Fiberglass
- WATER FLOW:4M3/H



- Star jet
- MODEL:TM-2239
- SIZE:112*65*40cm
- MATERIAL:Fiberglass
- WATER FLOW:4M3/H



- Hippocampal spray
- MODEL:TM-2241
- SIZE:76*63*67CM
- MATERIAL:Fiberglass
- WATER FLOW:3M3/H



- Water frog slide
- MODEL:TM-2243
- SIZE:Φ61*26CM
- MATERIAL:Fiberglass
- WATER FLOW:4M3/H



- Spray ball
- MODEL:TM-2238
- SIZE:74*85*20CM
- MATERIAL:Fiberglass
- WATER FLOW:4M3/H



- Dog Slide
- MODEL:TM-2240
- SIZE:71*51*26CM
- MATERIAL:Fiberglass
- WATER FLOW:4M3/H



- Octopus Slide
- MODEL:TM-2242
- SIZE:223*180*152CM
- MATERIAL:Fiberglass
- WATER FLOW:6M3/H



- Crocodile water spray
- MODEL:TM-2244
- SIZE:84*56*80CM
- MATERIAL:Fiberglass
- WATER FLOW:4M3/H



- Coconut tree
- MODEL:TM-2245
- SIZE:109*92*40CM
- MATERIAL:Fiberglass
- WATER FLOW:6M3/H



- Star jet
- MODEL:TM-2247
- SIZE:60*16*60CM
- MATERIAL:Fiberglass
- WATER FLOW:9M3/H



- Hippocampal spray
- MODEL:TM-2249
- SIZE:81*76*39CM
- MATERIAL:Fiberglass
- WATER FLOW:3M3/H



- Water frog slide
- MODEL:TM-2251
- SIZE:136*94*31CM
- MATERIAL:Fiberglass
- WATER FLOW:10M3/H



- Spray ball
- MODEL:TM-2246
- SIZE:105*76*35CM
- MATERIAL:Fiberglass
- WATER FLOW:8M3/H



- Dog Slide
- MODEL:TM-2248
- SIZE:72*58*68CM
- MATERIAL:Fiberglass
- WATER FLOW:10M3/H



- Octopus Slide
- MODEL:TM-2250
- SIZE:126*126*228CM
- MATERIAL:Fiberglass
- WATER FLOW:30M3/H



- Crocodile water spray
- MODEL:TM-2252
- SIZE:47*30*40CM
- MATERIAL:Fiberglass
- WATER FLOW:3M3/H



- Coconut tree
- MODEL:TM-2253
- SIZE:49*49*74CM
- MATERIAL:Fiberglass
- WATER FLOW:6M3/H



- Star jet
- MODEL:TM-2255
- SIZE:Φ50*63CM
- MATERIAL:Fiberglass
- WATER FLOW:9M3/H




- Hippocampal spray
- MODEL:TM-2257
- SIZE:70*52*83CM
- MATERIAL:Fiberglass
- WATER FLOW:3M3/H



- Water frog slide
- MODEL:TM-2259
- SIZE:75*53*100CM
- MATERIAL:Fiberglass
- WATER FLOW:10M3/H



- Spray ball
- MODEL:TM-2254
- SIZE:125*93*185CM
- MATERIAL:Fiberglass
- WATER FLOW:8M3/H



- Dog Slide
- MODEL:TM-2256
- SIZE:93*55*267CM
- MATERIAL:Fiberglass
- WATER FLOW:10M3/H



- Octopus Slide
- MODEL:TM-2258
- SIZE:43*43*110CM
- MATERIAL:Fiberglass
- WATER FLOW:30M3/H



- Crocodile water spray
- MODEL:TM-2260
- SIZE:59*64*90CM
- MATERIAL:Fiberglass
- WATER FLOW:3M3/H



- Coconut tree
- MODEL:TM-2261
- SIZE:141*50*154CM
- MATERIAL:Fiberglass
- WATER FLOW:6M3/H




- Star jet
- MODEL:TM-2263
- SIZE:310*380*390
- MATERIAL:Fiberglass
- WATER FLOW:9M3/H



- Hippocampal spray
- MODEL:TM-2265
- SIZE:280*170*129CM
- MATERIAL:Fiberglass
- WATER FLOW:3M3/H



- Water frog slide
- MODEL:TM-2267
- SIZE:163*163*285CM
- MATERIAL:Fiberglass
- WATER FLOW:10M3/H




- Spray ball
- MODEL:TM-2262
- SIZE:52*42*110CM
- MATERIAL:Fiberglass
- WATER FLOW:8M3/H



- Dog Slide
- MODEL:TM-2264
- SIZE:117*97*78CM
- MATERIAL:Fiberglass
- WATER FLOW:10M3/H



- Octopus Slide
- MODEL:TM-2266
- SIZE:126*100*59CM
- MATERIAL:Fiberglass
- WATER FLOW:30M3/H



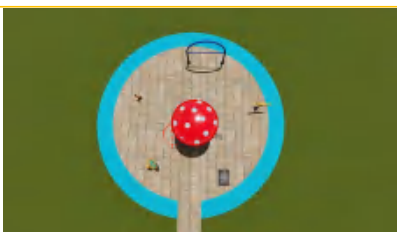
- Crocodile water spray
- MODEL:TM-2268
- SIZE:49*39*116CM
- MATERIAL:Fiberglass
- WATER FLOW:3M3/H



Splashing zone proposals



- LS-A50-1
- Area:50SQM




- LS-B50-1
- Area:50SQM



- LS-C50-1
- Area:50SQM



- LS-A100-1
- Area:100SQM



- LS-B1-100-1
- Area:100SQM



- LS-B2-100-1
- Area:100SQM



- LS-C100-1
- Area:100SQM



- LS-A1-150-1
- Area:150SQM



Splashing zone proposals



- LS-A2-150-1
- Area:150SQM



- LS-B150-1
- Area:150SQM



- LS-C150-1
- Area:150SQM



- LS-A200-1
- Area:200SQM



- LS-B200-1
- Area:200SQM



- LS-C200-1
- Area:200SQM



- LS-A300-1
- Area:300SQM



- LS-B300-1
- Area:300SQM



Splashing zone proposals



- LS-C300-1
- Area:300SQM



- LS-A400-1
- Area:400SQM



- LS-B400-1
- Area:400SQM



- LS-D1-400-1
- Area:400SQM



- LS-D2-400-1
- Area:400SQM



- LS-A500-1
- Area:500SQM



- LS-B1-500-1
- Area:500SQM



- LS-C1-500-1
- Area:500SQM

